

COMPATIBILITY OF RAP AND VIRGIN BINDER

2012 Arizona Pavements/Materials Conference

October 31, 2012

Michael Harnsberger

- **Early in the 20th Century, it became apparent that asphalt performance varied**
 - **Derived from different crude sources**
 - **Even asphalts of the same grade**
- **Classification methods developed**
 - **Composition based**
 - **Rheology based**
- **Crude oil methods adapted**

- **Asphalt behaved as a colloidal system (Traxler)**
- **Asphaltenes dispersed in maltene solvent**
- **Asphalts classified as sol or gel**
 - **Sol asphalts are more compatible**
 - **Lower asphaltene content**
 - **Gel asphalts are less compatible**
 - **Higher asphaltene content**
- **Many asphalts are intermediate**

- **Asphaltene dispersibility index**
- **Asphaltene filtering rate**
- **Asphaltene compatibility index (Branthaver)**
- **Relative viscosity (v. asphalt/ v. maltenes)**
- **Ratios of fractions (Corbett, Rostler, Schweyer, Traxler)**
- **Heithaus parameters**
 - p_a – peptizability of the asphaltenes
 - p_o – peptizability of the maltenes
 - P – state of peptization

Heithaus Test

Solution of asphalt in toluene titrated with heptane;

Must match

Solvent power of petrolenes

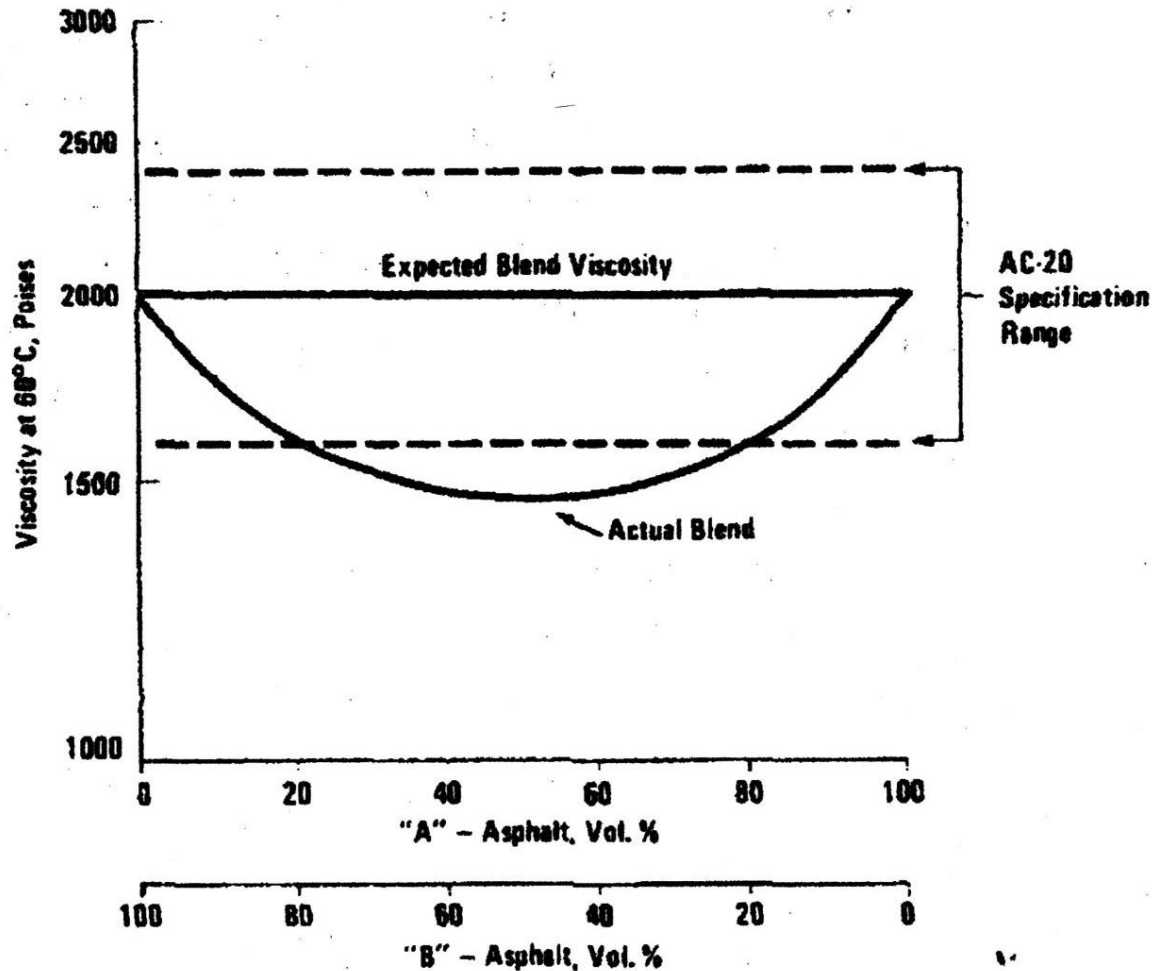
Dispersibility of asphaltenes

Altgelt and Harle

“Thickening power” of asphaltenes related to degree of association

Degree of association of asphaltenes controlled by solvent power of petrolenes

Effect of Compatibility on Blending



Reference: W. J. Kari. "Effects of Construction Practices on the Asphalt Properties in the Mix", *Proc. Canadian Tech. Asphalt Assn.*, vol. XXVII (1982), pp. 321-334. (cited in AAPT, Anderson, Petersen and Christensen, v. 55 (1986), pp. 250-268.

		Neat		
Mix #	Components of Mixture	Vis., Pa·s 25°C, 1 r/s	Tan δ 25°C, 1 r/s	R. S. Visc. 25°C, 1 r/s
I (A)	AAD Maltenes (79%) AAD Asphaltenes (21%)	49,011	3.2	705
VII (B)	AAG Maltenes (94%) AAG Asphaltenes (6%)	389,100	6.3	64
Cross Blends				
V (C)	AAG Maltenes (79%) AAD Asphaltenes (21%)	4,970,900	1.5	287 (?)*
III (A) (C)	AAD Maltenes (79%) AAG Asphaltenes (21%)	62,908	3.7	906
II (D)	AAD Maltenes (94%) AAG Asphaltenes (6%)	1,023	>10	35
VI (B) (D)	AAG Maltenes (94%) AAD Asphaltenes (6%)	337,190	6.0	54

Data from: "Fundamental Properties of Asphalts and Modified Asphalts", Vol. 1: Interpretive Report
FHWA-RD-99-212, Oct. 2001.

(JCP, 09/08)

*Value is suspect. Reduced specific viscosity at 60°C is reported as 393.

- **Methods developed to separate asphalt components (maltenes)**
- **Rostler Method**
- **Corbett-Swarbrick method → ASTM D4124**
- **Clay-gel**
- **Size-exclusion chromatography (GPC) (whole asphalt)**
- **Ion-exchange chromatography (whole asphalt)**

<u>Rostler</u>		<u>Corbett</u>	<u>Function</u>
Paraffins	↔	Saturates	Gel
2 nd Acidaffins	↔	Naphthene Aromatics	Fluidity
1 st Acidaffins	↔		Solvent
Nitrogen Bases	↔	Polar Aromatics	Dispersant
Asphaltenes	↔	Asphaltenes	Thickener

Operational Definition of Compatibility

- **Mixing of two or more similar materials gives expected results**

Incompatibility

- **Mixing of two or more similar materials gives unexpected results**
 - **Softer than expected**
 - **Stiffer than expected**

What happens when asphalts age?

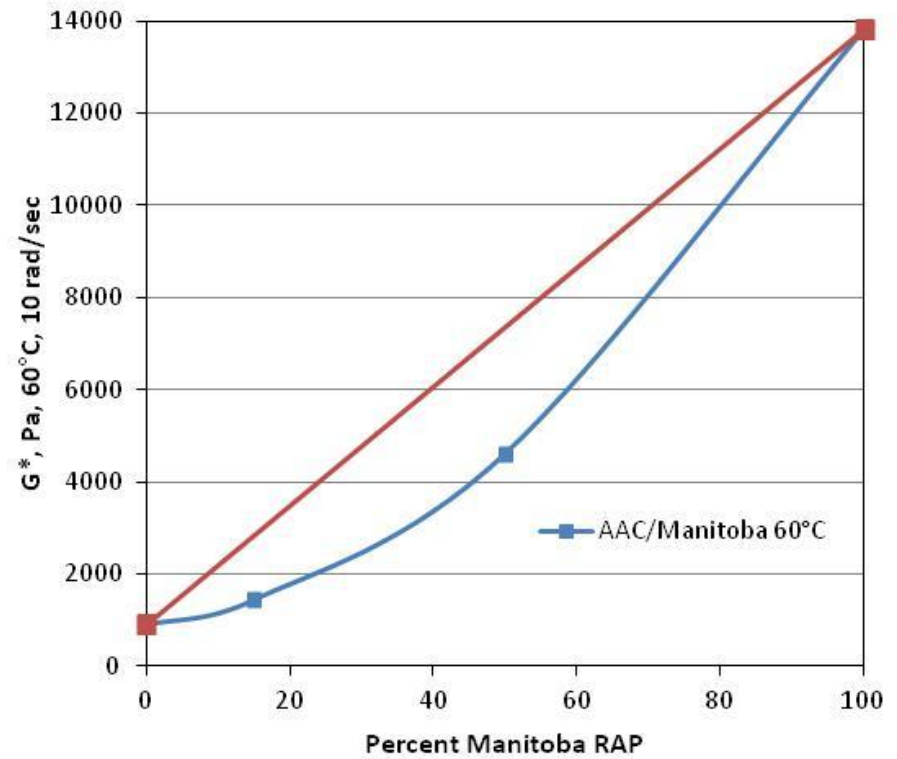
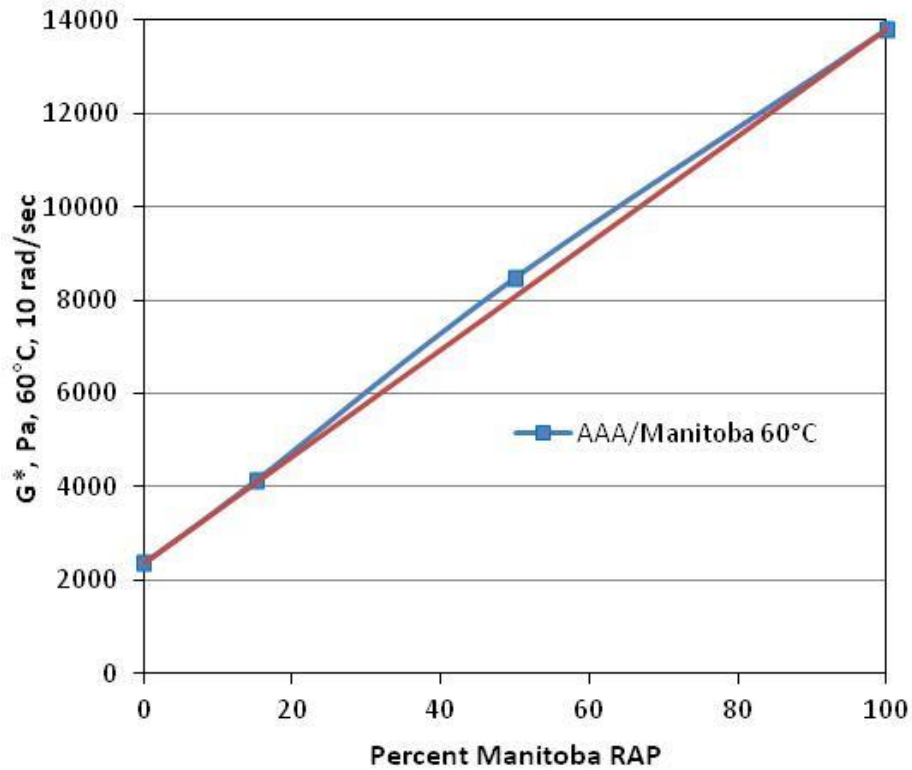
- **Saturates – little oxidation/ little change**
- **Aromatics – some oxidation/ small change**
 - **Oxidation products move to Resins**
- **Resins – considerable oxidation**
 - **Oxidation products move to Asphaltenes**
- **Asphaltenes – increase**
 - **Molecular associations increase**

- **Asphalt aging decreases with pavement depth**

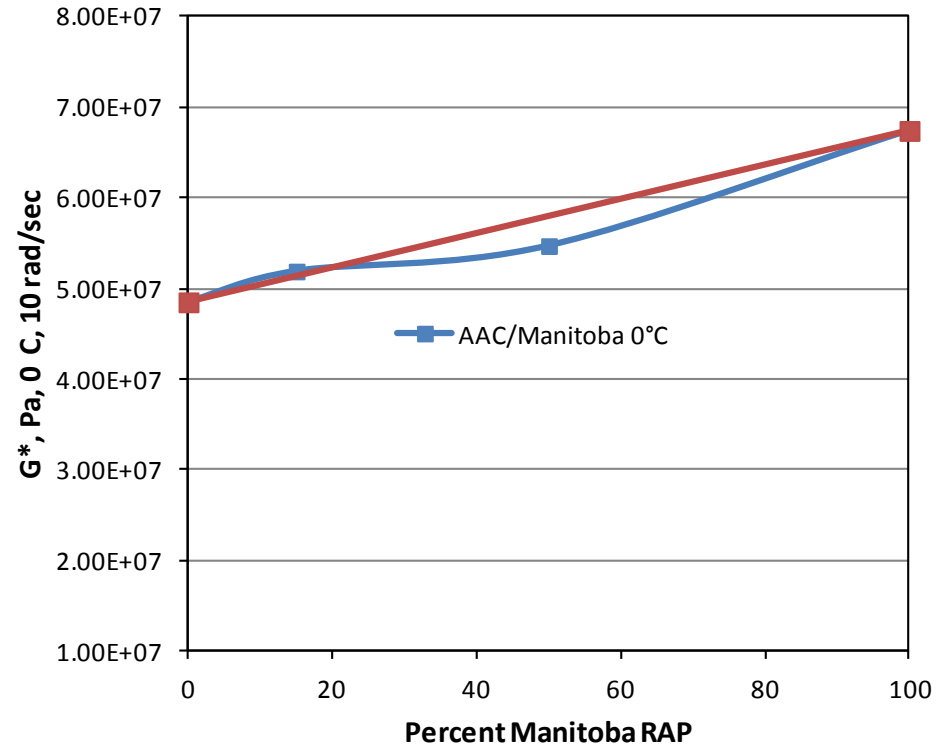
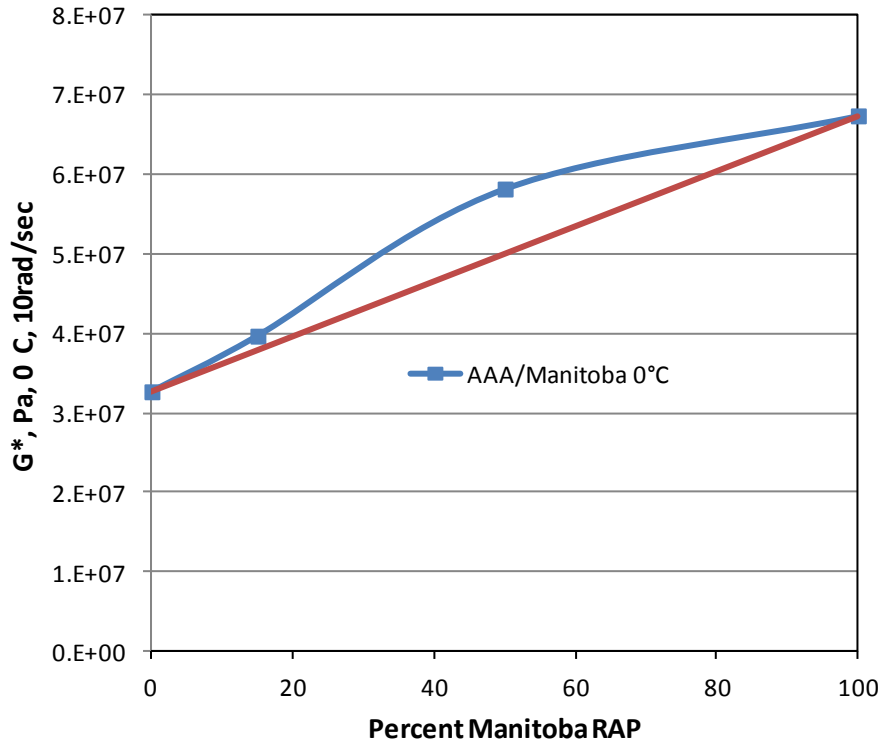
- **Virgin and RAP asphalts mix --- Degree?**
- **Age of RAP affects blending**
 - **Some components more “available”**
- **Adsorption effects of RAP aggregate**
- **Solubility “Power” of virgin asphalt**
- **Is compatibility of virgin and RAP an issue?**
 - **Depends**
 - **Compatibility depends on solubility**
 - **Combined binder rheology will be a function of compatibility**

- **Lab blends of virgin and RAP @ 0,15 & 50%**
 - 2 asphalts of different composition
 - 4 RAP; MB, SC, IA, & CA
 - Rheology
 - Heithaus parameters
 - Separation methods, etc.
- **Evaluation of NCSPC plant-mix samples**

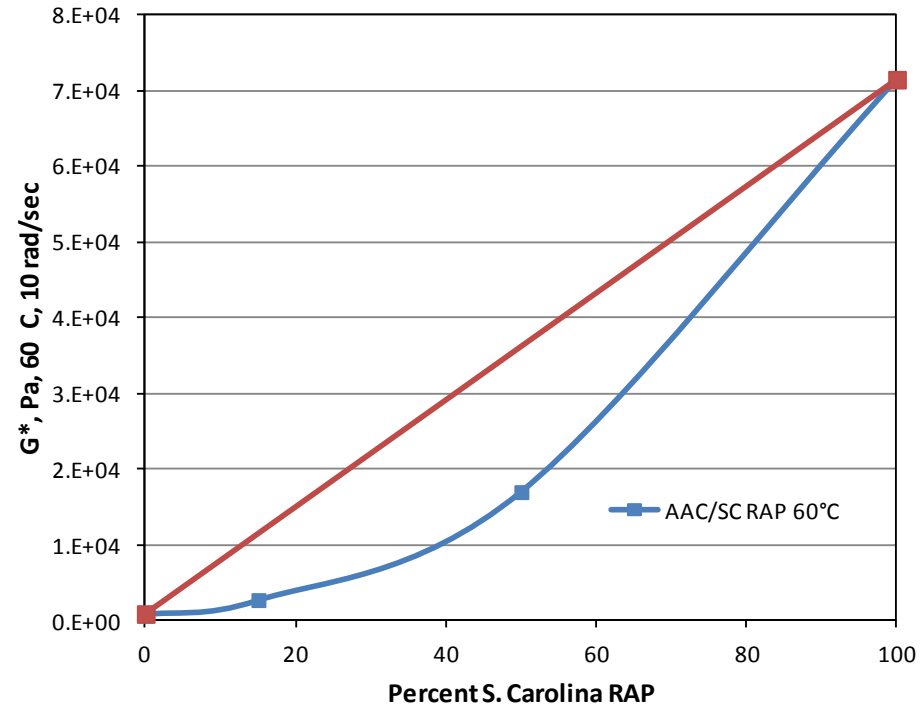
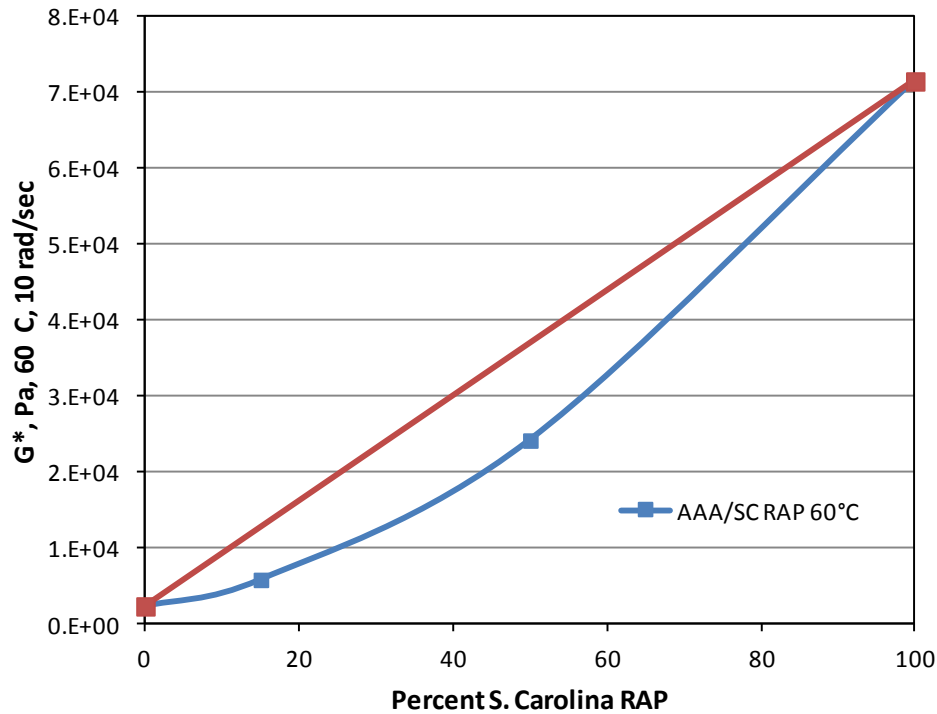
Virgin Asphalt RAP Blends



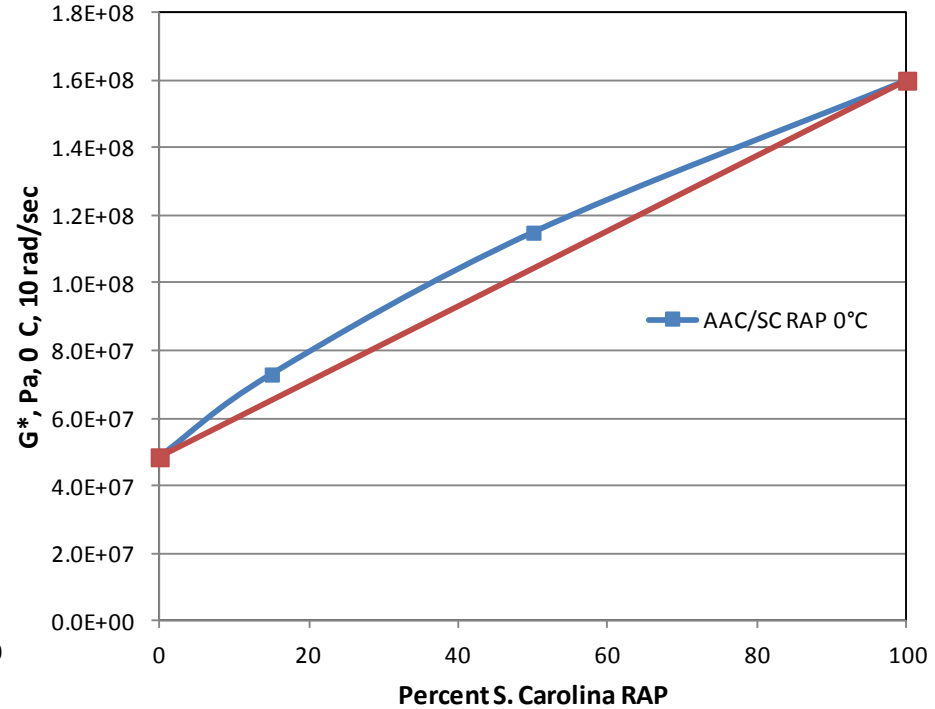
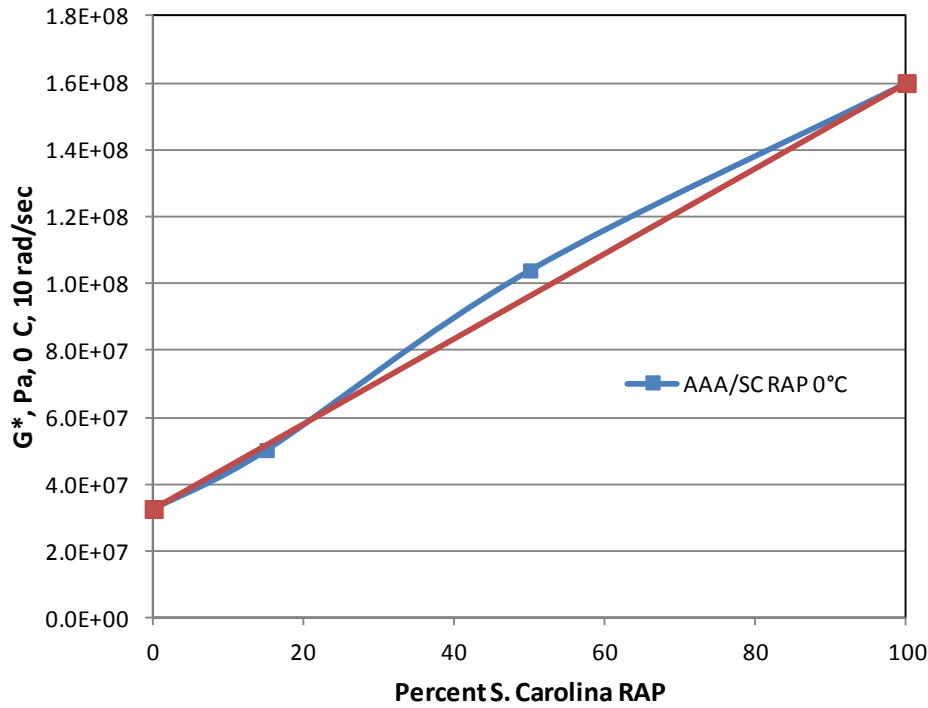
Virgin Asphalt RAP Blends



Virgin Asphalt RAP Blends

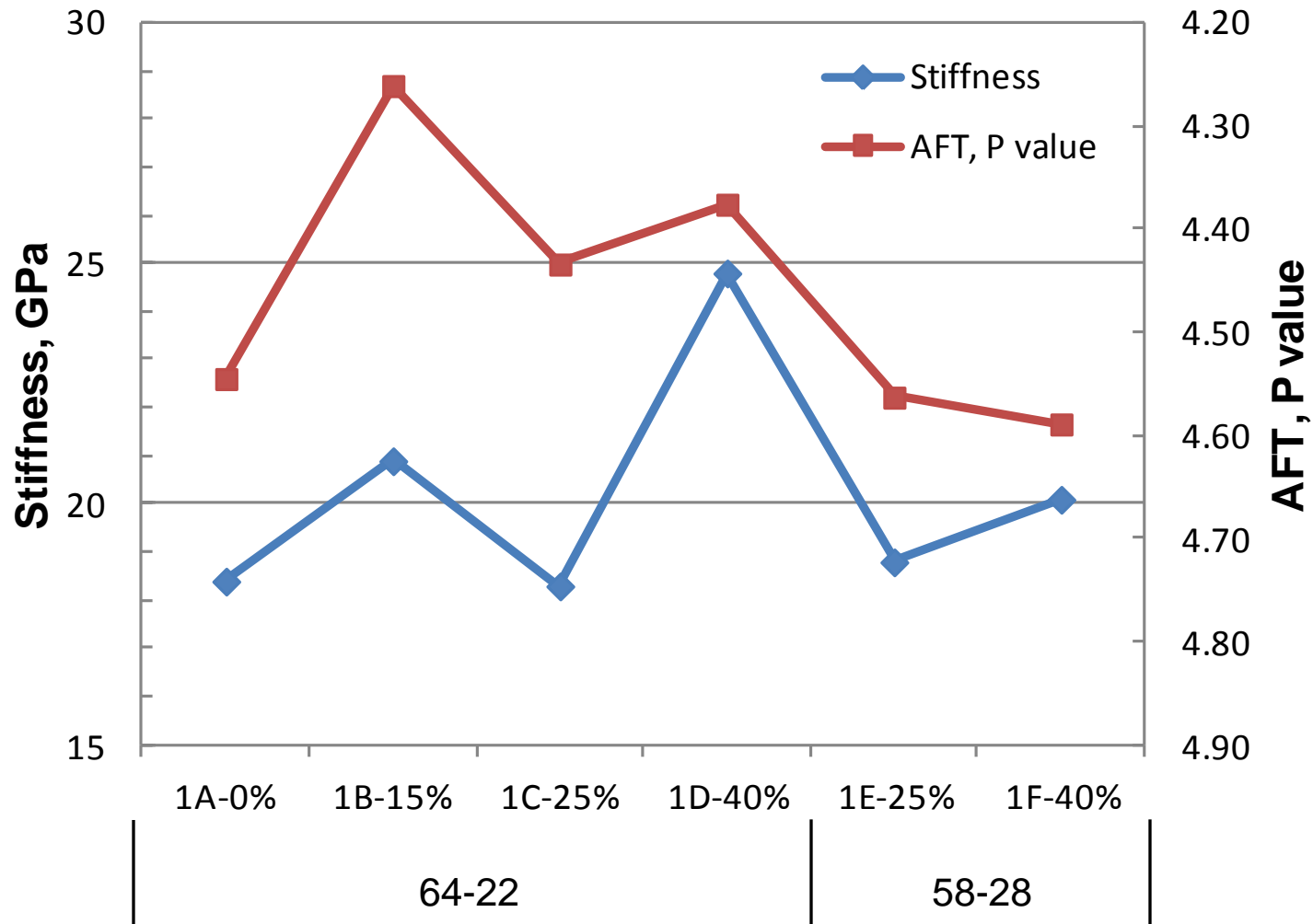


Virgin Asphalt RAP Blends



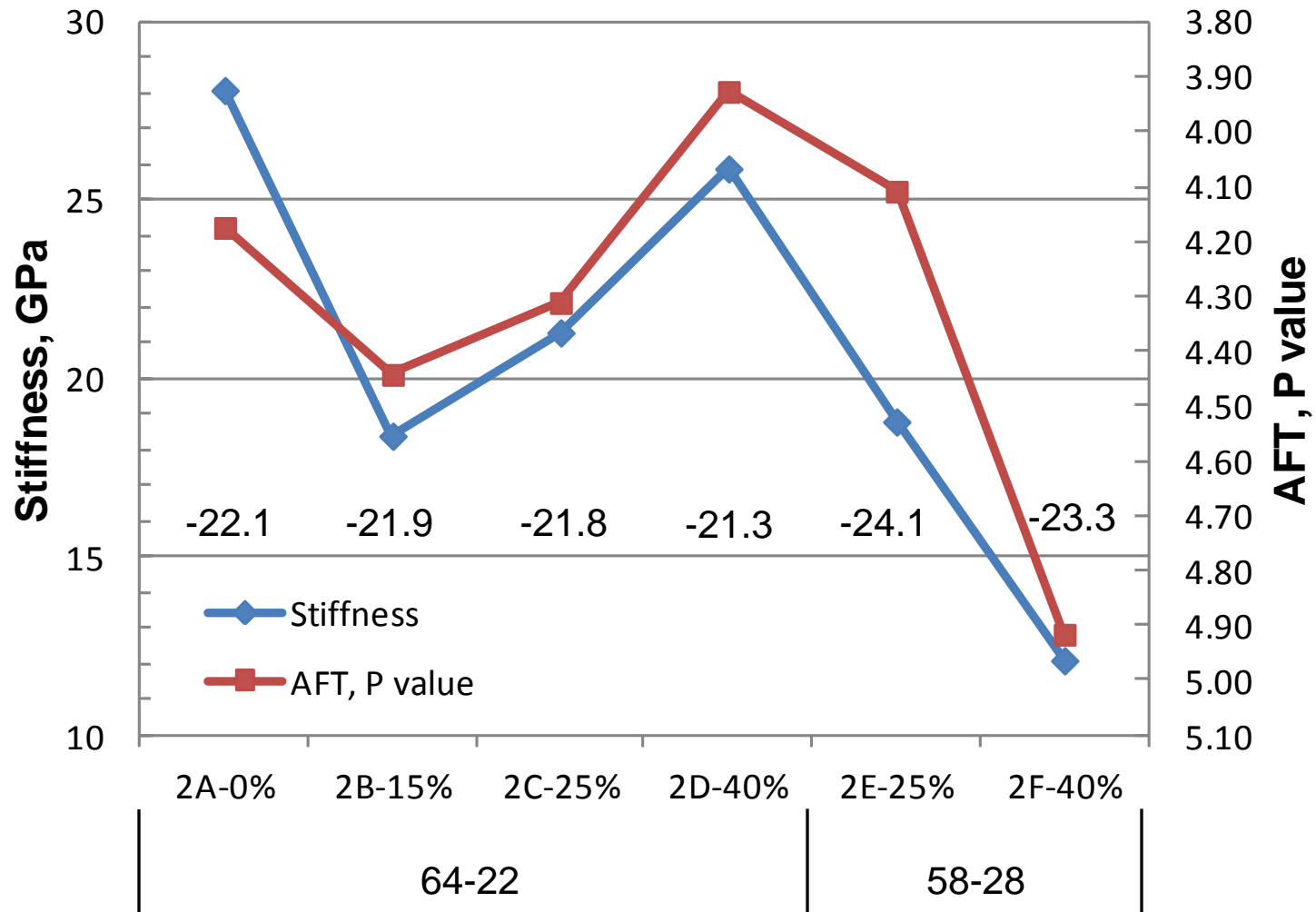
- **5 contractors produced 6 RAP mixes**
 - **PG 64-22 with 0, 15, 25, and 40% RAP**
 - **PG 58-28 with 25 and 40% RAP**
- **Mix Testing**
 - **Dynamic modulus and Low Temp IDT**
- **Binder extracted and graded**
- **Samples of binder sent to WRI for compatibility (4 of 5)**

Mix Properties vs. Compatibility



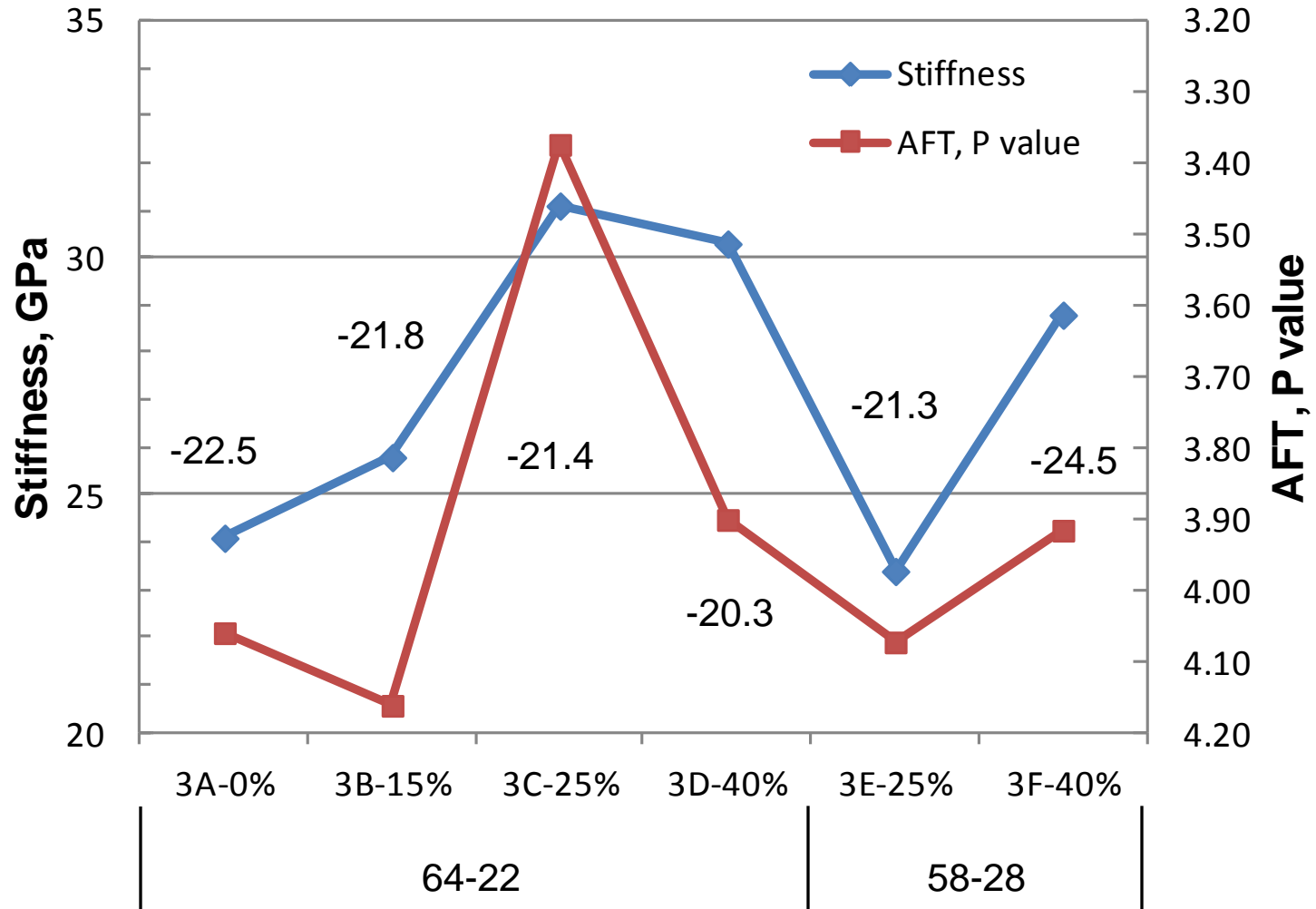
Stiffness data from: *Investigation of Low and High Temperature Properties of Plant-Produced RAP Mixtures Phase II*, McDaniel and Huber

Mix Properties vs. Compatibility



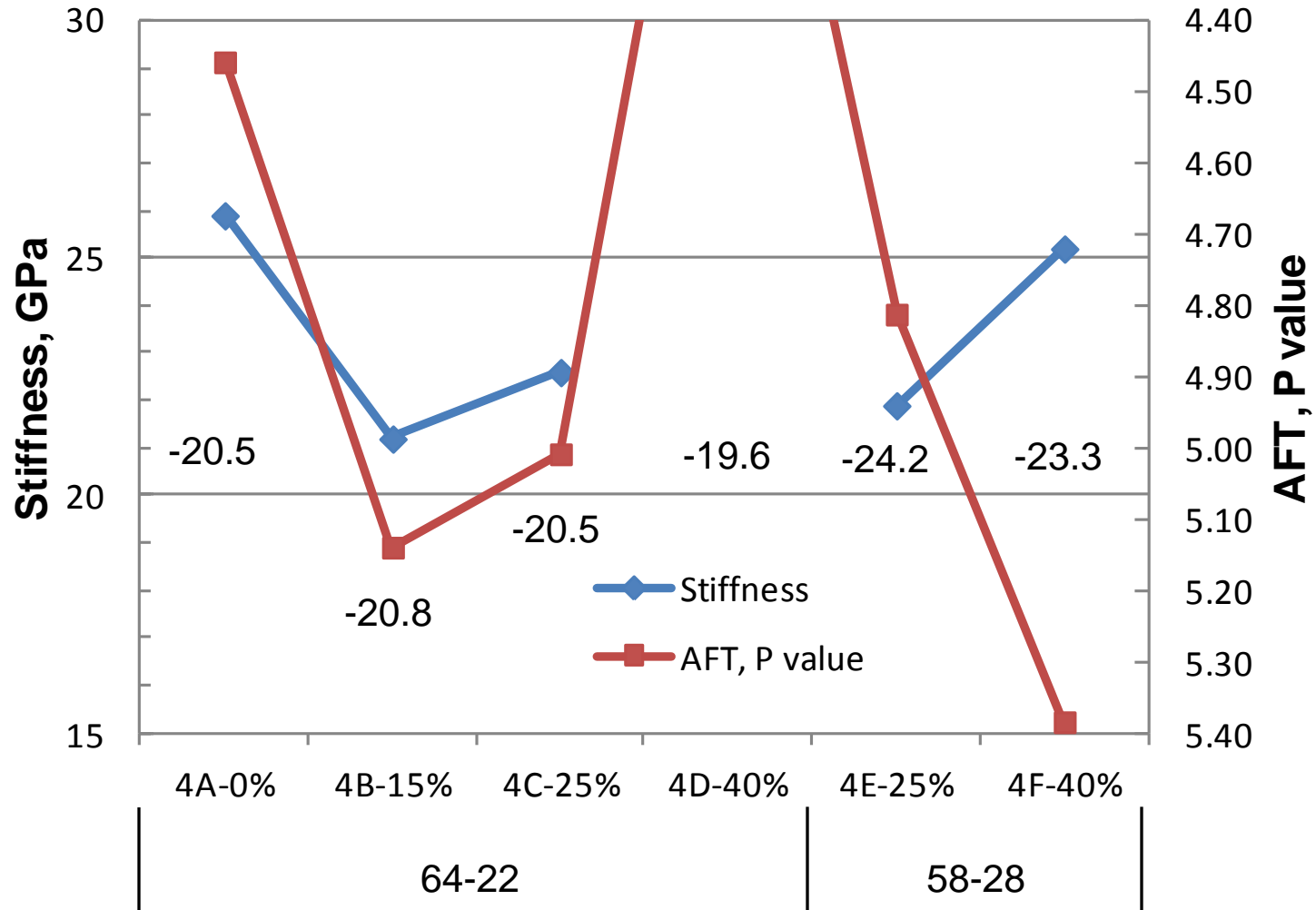
Stiffness data from: *Investigation of Low and High Temperature Properties of Plant-Produced RAP Mixtures Phase II*, McDaniel and Huber

Mix Properties vs. Compatibility



Stiffness data from: *Investigation of Low and High Temperature Properties of Plant-Produced RAP Mixtures Phase II*, McDaniel and Huber

Mix Properties vs. Compatibility



Stiffness data from: *Investigation of Low and High Temperature Properties of Plant-Produced RAP Mixtures Phase II*, McDaniel and Huber

- Lab binder blending study using rheology and compatibility will hopefully provide more insight
- Lab tests must correlate to plant mixing
- Goals of this are:
 - Better understanding of RAP/Virgin blending
 - Quick material evaluation method to determine the amount of RAP/RAS blending with new asphalt
- If oil prices rise, asphalt crude sources/blends are sure to change

- This work performed under FHWA Contract DTFH61-07-H-0009 Asphalt Research Consortium
- WRI – Troy Pauli, James Beiswenger
- North Central Superpave Center & Heritage Research
 - Becky McDaniel and Gerald Huber